


# HOLES

## INTRODUCTION TO THE NOVEL




# L.O

## To be able to analyse language to explore ideas and meanings

I can find evidence in a text to support my opinions.

I can explain the impact of the writer's technique and use of language on the reader.

I can make predictions based on what I have read so far.




L.O. To be able to analyse language to explore ideas and meanings

## **WHAT DOES THE FRONT COVER SUGGEST?**

Explore the images, colours and words on the front cover.

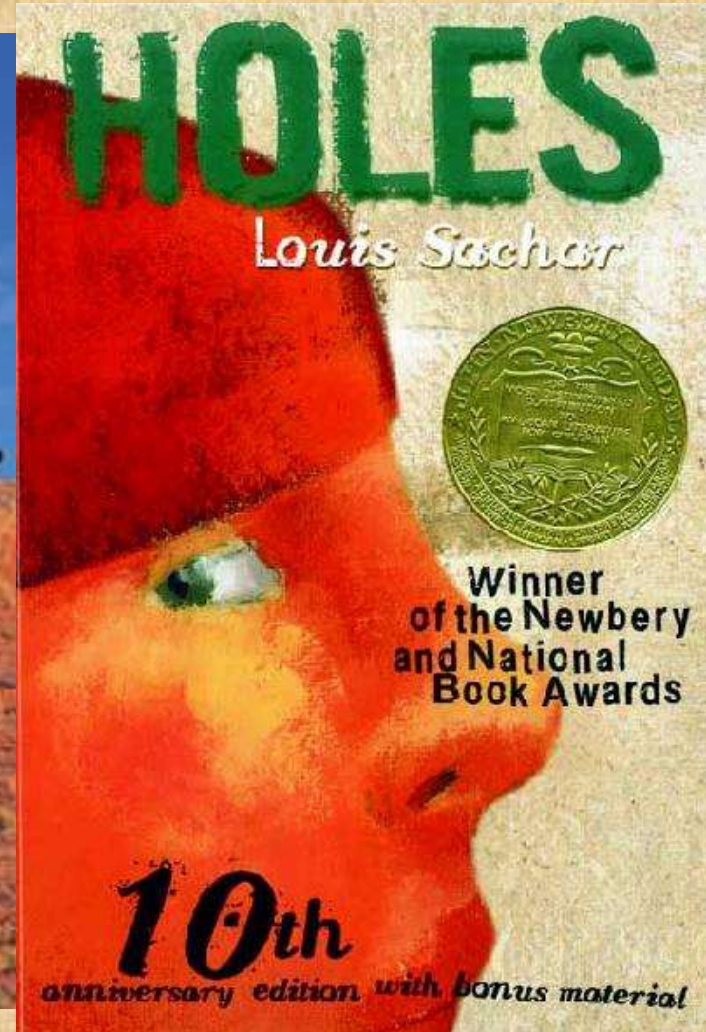


Think about what each thing could suggest to us about the upcoming story.





L.O. To be able to analyse language to explore ideas and meanings

## CONSIDER THE VARIOUS COVERS...




What do you think the story is about?




L.O. To be able to analyse language  
to explore ideas and meanings

✕ I think the  
story is  
about\_\_\_\_,  
because....



L.O. To be able to analyse language to explore ideas and meanings

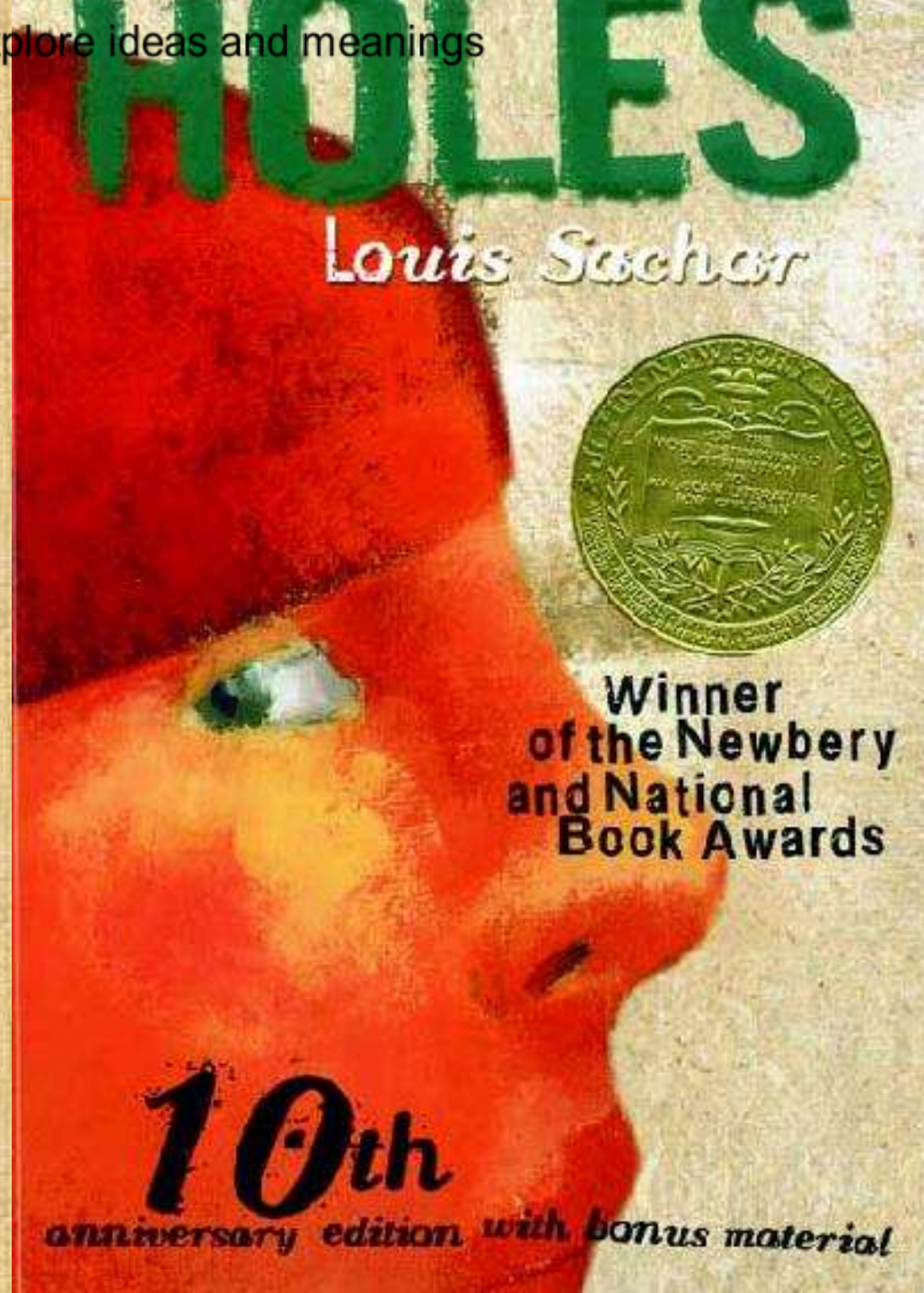
✗ I think the  
story is  
about\_\_\_\_,  
because....





L.O. To be able to analyse language to explore ideas and meanings

✕ I think the  
story is  
about\_\_\_\_\_,  
because....



L.O. To be able to analyse language to explore ideas and meanings

## **WHAT CAN THE BLURB ADD TO OUR PREDICTIONS?**

**Stanley Yelnats' family has a history of bad luck, so he isn't too surprised when a miscarriage of justice sends him to a boys' juvenile detention centre. At Camp Green Lake the boys must dig a hole a day, five feet deep, five feet across, in the dried up lake bed. The Warden claims the labour is character building, but it is a lie. Stanley must dig up the truth.**

**What questions or thoughts do you have after reading the blurb?**



L.O. To be able to analyse language to explore ideas and meanings

## NARRATIVE HOOKS - OPENINGS

✗ What can a story do to 'hook' you into wanting to read more?

L.O. To be able to analyse language to explore ideas and meanings

# NARRATIVE HOOKS - OPENINGS




- ✗ The following are typical ways to start a story:
- ✗ Start with something very odd
- ✗ Use direct speech
- ✗ Start in the middle of something



L.O. To be able to analyse language to explore ideas and meanings

---

- ✗ Make the reader laugh
- ✗ Talk to the reader: use first person narrative
- ✗ Shock the reader
- ✗ Create a tense atmosphere
- ✗ Create a very clear picture



L.O. To be able to analyse language to explore ideas and meanings

## CONSIDER THE OPENING OF 'HOLES'

- ✗ Let's read chapter 1 of the novel.
- ✗ What type of opening is it?
- ✗ Do you find the opening to be effective?



L.O. To be able to analyse language to explore ideas and meanings

# **ANALYSING THE TEXT**

**Read chapters one and two**

**Now we have read the first two chapters, we will analyse chapter one and the opening of chapter two in detail.**

**Complete the worksheet by filling in the boxes. Think, pair and share your ideas with your partner and then write them down. Be ready to feedback to the rest of the class!**